

TERRACAN



» Chase Your Dreams

An edge over everything else

Introducing the Terracan. Hyundai's biggest, most powerful SUV yet. Brimming with 150 ps of power just waiting to be tamed. Rugged to the core, Terracan combines the off-road capabilities of 4WD with interior refinements. Wide, powerful stance, sophisticated four-wheel independent suspension and generous cabin dimensions. When you live life on the edge, whether its work or leisure, Terracan ensures you have an edge everytime, everywhere. »



Make a statement on road and off it too.

Terracan's rugged exterior puts you in command in the city, just as much as it does on a trail.

It's designed to blend in with the buzz of your lifestyle. »



A Case of Love at First Sight

There's more to Terracan than rugged good looks alone.



Instant Gratification

Terracan soothes and satisfies your senses with superlative ergonomics and generous cabin dimensions. Driving Terracan is something you look forward to everyday.



Console Cup Holder

Power Window Switches

» Uncompromising off-road capabilities coupled with remarkable interior refinement. Terracan comes with the luxury appointments of a sedan. Superlative ergonomics and versatility allow for amazing blend of Brute Power, Superb Space and Regal comfort.

Aggression and Affluence



Meter & Gauge



Stalk Control

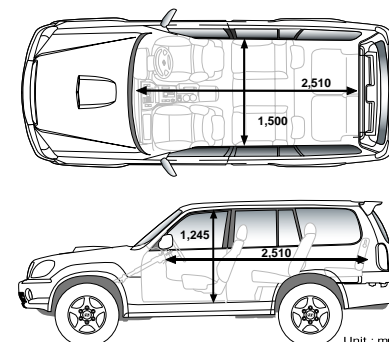


FATC (Full Auto AC)



Soul stirring music for trail blazing Terracan

Top-of-the-line Alpine audio system is standard on the Terracan. The 40W X 4, 2 DIN System has a motorised faceplate and has premium features like Equaliser and DSP Surround with 6 positions. The 2 way coaxial speakers on front and rear (with inbuilt tweeters) deliver exceptional sound quality. A 6 disc MP3 changer with remote are standard for added convenience.



More Room

In the tale of the tape, Terracan doesn't just measure up to its competitors. It surpasses much of the field to give you more room for your head, your legs-and your cargo.



Keeping It Fresh

Multi-point ventilation ducts deliver a continuous stream of fresh air and ensure a uniform temperature throughout the cabin. Terracan's climate control system is exceptionally powerful to warm up or cool down the interior with maximum efficiency.



More than a room with a view

Terracan gets you there in Comfort and in Style

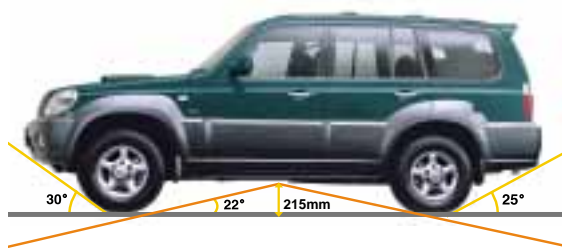
Indulgent Interiors

Terracan's interior space pampers your senses with plush, flexible seating. Add to that a comprehensive view of the road and what you get is a drive that's commanding and comfortable.





Aggression under the hood.



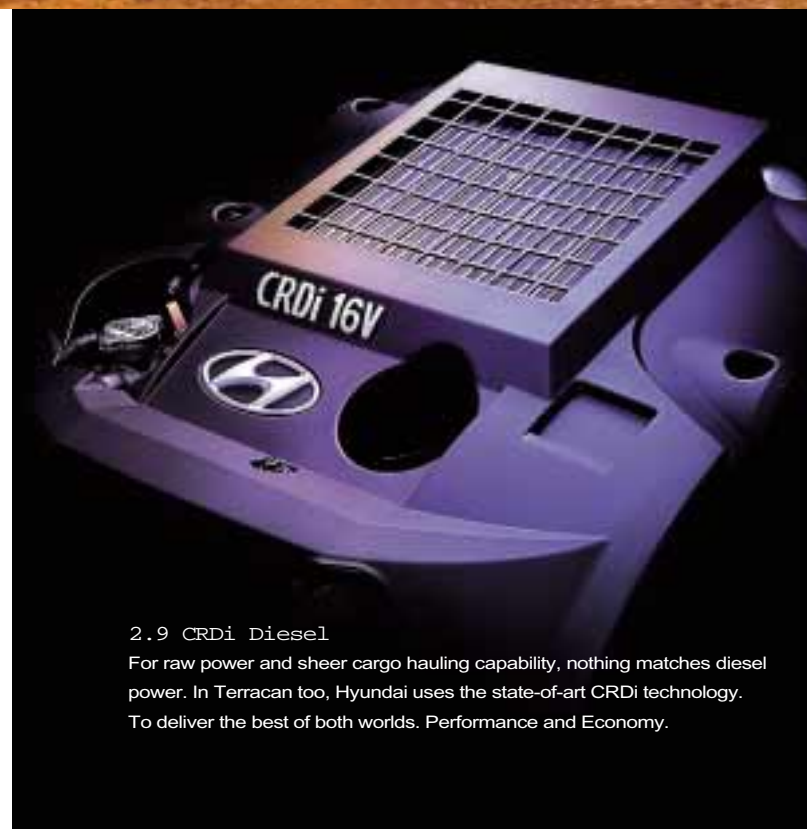

Just Keep Going

Experience the exhilarating freedom of Terracan s 4 WD system that will take you beyond all boundaries. With its 215mm ground clearance and large angles of approach, departure and ramp breakover you can just keep going wherever your heart takes you.

» There's more to Terracan than rugged good looks alone. Under the hood lies a power plant that's all muscle. The state-of-art 2.9 litre CRDi diesel is a responsive powerhouse with a whopping delivery of 150 ps of sheer power. Just slip into 4 WD mode with its Electric shift Transfer for maximum traction off-road. And get back to 2WD without stopping, thanks to 'Shift-on-fly' performance.

Limited Slip Differential

Stuck in rut? Trouble climbing an icy hill? The Limited Slip Differential saves the day by detecting rear wheel spin and transferring power to the wheel with the better traction.



2.9 CRDi Diesel

For raw power and sheer cargo hauling capability, nothing matches diesel power. In Terracan too, Hyundai uses the state-of-art CRDi technology. To deliver the best of both worlds. Performance and Economy.

Keep on going with Part -Time 4WD

Terracan s standard part-time 4WD system comes with the Electrical Shift Transfer. At speeds of up to 80 km/hr, drivers can switch back and forth between 2WD and 4WD modes effortlessly (2H and 4H) at the flick of a switch. 4L is reserved for slow speed maneuvering when maximum traction is needed in an especially difficult situation. For sheer muscle and cargo hauling capability, nothing matches diesel power.



Transfer Switch



You can't change the laws of physics. But Terracan's safety engineered body does offer plenty of protection.

2.9L CRDi Engine
 Silent & Powerful, the diesel fueled CRDi engine features aluminium alloy head and generates and amazing torque of 33.96@2000(Kgm@rpm) for lightning takeoff and speed.

Part-Time 4WD with shift on fly
 Transfers torque on the move from two wheels to all four wheels and back effortlessly at the flick of a switch/

LSD
 The Limited Slip Differential automatically senses rear wheel slippage and transfers torque to the wheel with the greater traction. (optional)



Double Wishbone Suspension
 Commonly found on luxury sedans, the double wishbone suspension ensures a smooth stable ride and precise, sure-footed steering control.

Chassis
 The frame is constructed from heavy-duty gauge steel and can safely withstand the massive twisting, bending and flexing forces encountered in off-road driving.


5-Link Rear Suspension
 Sophisticated but exceptionally rugged, the 5-link design soaks up bone-jarring bumps with an ease and efficiency that's appreciated by rear seat passengers.

Peak Performance bolstered with Rock-Solid Safety.

» Terracan's amazing capabilities come with the reassurance of rock-solid protection. So you drive in the safety of the most advanced mechanisms including a reinforced steel cell, dual airbags, side impact beams, and ABS with Electronic Brake force Distribution. Enjoy the ecstasy.



Airbags
 Driver and dual(driver and passenger side) airbags are available as an option and are depowered to reduce the risk of injury.



Projection Headlamps
 Terracan's innovative headlamp system is designed to provide better visibility and enhanced safety while driving at night. The handsomely styled headlamp module incorporates a tightly focused projection lens and a multi-focus reflector to cast a longer, brighter beam but without the glare that can annoy and blind drivers in oncoming cars.



Seat-Belt
 Seat belt pretensioner with load limiter reduces the risk of chest injuries.



Side Impact Protection
 Front and rear doors are reinforced with special high tensile strength steel members that help absorb side impact forces.

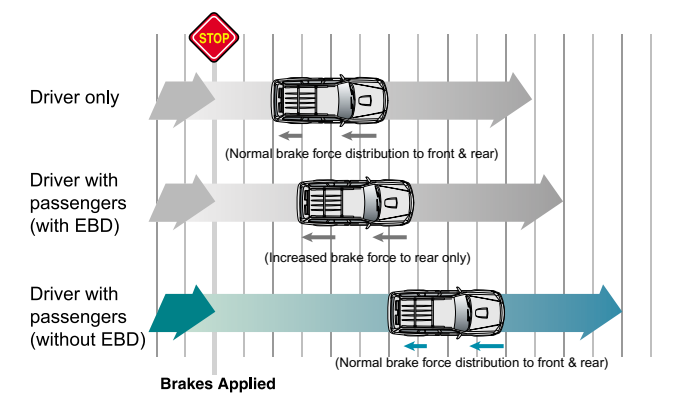


Safety Cell Construction
 The protective safety cell sits between fore and aft crumple zones that absorb impact forces and keep the driver and passengers out of harms way.

EBD ABS
 The Anti-lock Brake System comes with four-wheel disc brakes and Electronic Brake Force Distribution for shorter stopping distances and more controlled, straight line braking. EBD automatically apportions brake power between the front and rear axles in accordance with the vehicle load and weight distribution.



Disc Brakes





Specifications

DIMENSIONS		
Exterior	Overall Length (mm)	4710
	Overall Width (mm)	1860
	Overall Height (mm)	1790
	Wheel Base (mm)	2750
Track	Front (mm)	1500
	Rear (mm)	1500
Overhang	Front (mm)	830
	Rear (mm)	1130
Off-Road Characteristics	Approach Angle	30°
	Departure Angle	25°
	Ramp Brake Over Angle	22°
	Ground Clearance (mm)	215
Kerb Weight (kg)	2130	
Seating Capacity	7	

ENGINE		
Type	2.9 CRDi, Turbocharged & Intercooled Diesel	
General	Displacement (cc)	2902
	Bore Stroke (mm)	97.1 X 98
	Compression Ratio	19.3 + 1.0
	Max. Power (ps/rpm)	150 / 3800
	Max. Torque (kgm/rpm)	33.94 / 2000
Cylinder Block	Iron	
Cylinder Head	Aluminium	
Ignition System	Compression	
Valve System	DOHC, 16 Valves	
Fuel System	Direct Injection through Common Rail	
Fuel Tank Capacity (L)	75	

TRANSFER		
Type	Electric Shift-on-Fly (EST) Part-time 4WD	
Gear Ratio	High	1.000
	Low	2.480

STEERING		
Type	Ball & Nut Type with Power Assist	

TRANSMISSION		
Type	Manual 5 Speed	
Gear Ratio	1st	3.915
	2nd	2.126
	3rd	1.338
	4th	1.000
	5th	0.801
	Reverse	4.270
Final Gear Ratio	4.222	

SUSPENSION		
Front	Independent Double Wishbone with Torsion Bar Spring, Anti-Roll Bar	
Rear	Rigid Axle 5 Link with Coil Spring, Anti Roll Bar	
Shock Absorber	Telescopic Gas, Double Acting Type	

BRAKES		
Service Brake	Hydraulic vacuum assisted acting on all wheels with ABS	
Front	Ventilated Disc	
Rear	Solid Disc	
Parking Brake	Mechanical, Cable Operated on rear wheels	

TYRES & WHEELS		
Tyres	235/75 R15 (Tubeless)	
Wheels	15" Alloy Wheel	

Key Features

SAFETY & SECURITY
Dual Front Airbags
Front Seat Belt Pretensioner & Load Limiter
Anti-lock Braking System (ABS)
Electronic Brake-Force Distribution (EBD)
Limited Slip Differential
Electrochromic Day-Night Rear View Mirror (ECM)
Keyless Entry with Burglar Alarm
Central Door Locking
Projection Type Headlamps & Front Fog Lamps
Front Door Courtesy Lamp
Side Impact Beams
Collapsible Steering Column

EXTERIOR
Two Tone Body Colour
Body Coloured Outside Rear View Mirrors
Chrome Outside Door Handles
Rear Spoiler
Roof Carrier
Side Stepper

INTERIOR
Wood Grain Interiors
Tachometer
Digital Multimeter
Deluxe Floor Console
Front Center Armrest with Storage Bin
Leather - Seats, Door Trims, TGS Knob & Steering
2nd Row Seat - 60:40 Split, Reclining & Double Folding
Rear Center Armrest with Cup Holders & Storage Bin
Illuminated Ash Tray & Cigar Lighter
Illuminated Ignition Ring & Power Window Switches

COMFORT & CONVENIENCE
FATC - Full Auto AC
Power Windows with Auto Down on Driver Side
Driver Seat Height Adjustable & Lumber Support
Tilt Steering
Speed Sensing Front Wiper/Washer
Electric Adjusted & Heated Outside Mirrors
Rear Wiper & Defogger
12 V Power Outlet (Front & Rear)

AUDIO
Alpine 2 DIN System with Motorized Face Plate with Remote
6 Disk MP3 Changer
40W x 4 Coaxial 2 Way Speakers with In-built Tweeters

- The color plates shown may vary slightly from the actual colors due to the limitations of the printing process.
 - Please consult your dealer for full information and availability on colors.
 - Some of the equipment illustrated or described in this catalogue may not be supplied as standard equipment.
 - Hyundai Motor India reserves the right to change color, specifications and equipment without prior notice.



Inside Door Handle



Seat Back Pocket



Power Outlet (Front / Rear)



Door Scuff



Front Center Armrest



Rear Center Armrest



Digital Multi-meter / ECM



Luggage Net



Clear-Type Projection Headlamps



Rear Combination Lamps



Projection-Type Fog Lamps



Roof Carrier



High Mounted Stop Lamp

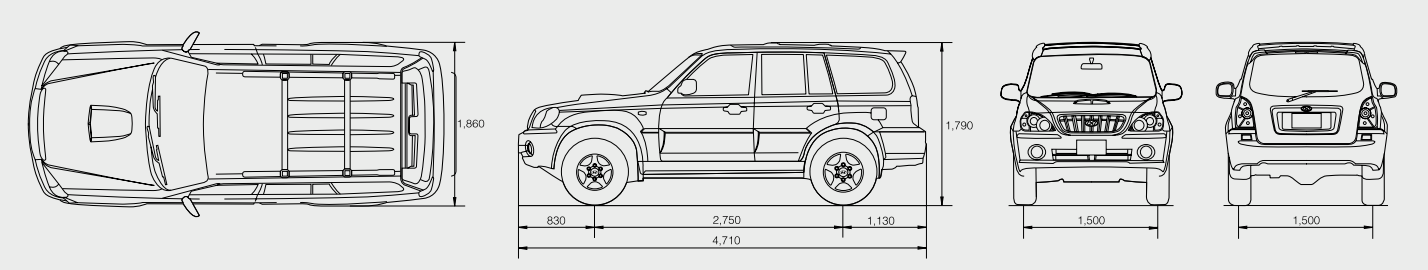


Chrome Outside Door Handles




15-inch Alloy Wheel

Dimensions (mm)



Color Guide



SD / H / C (Mica Blue + Cool Gray) BY / V / G (Primo Green + Warm Gray) R / I / V / G (Sand Stone + Warm Gray) Y / K / N / G (Warm Silver + Warm Gray) N / W / P / E (Noble White + Medium Silver) E / B / H / C (Ebony Black + Cool Gray) O / J / H / C (Husky Gray + Cool Gray)

TERRACAN



» Chase Your Dreams